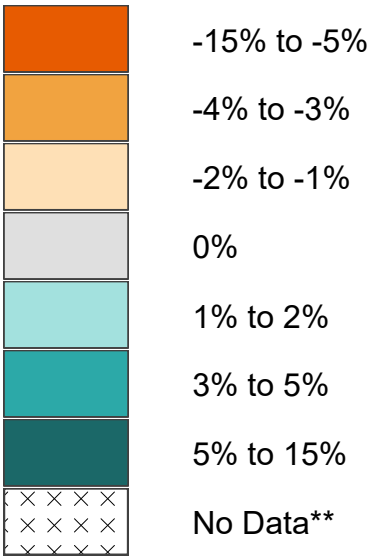


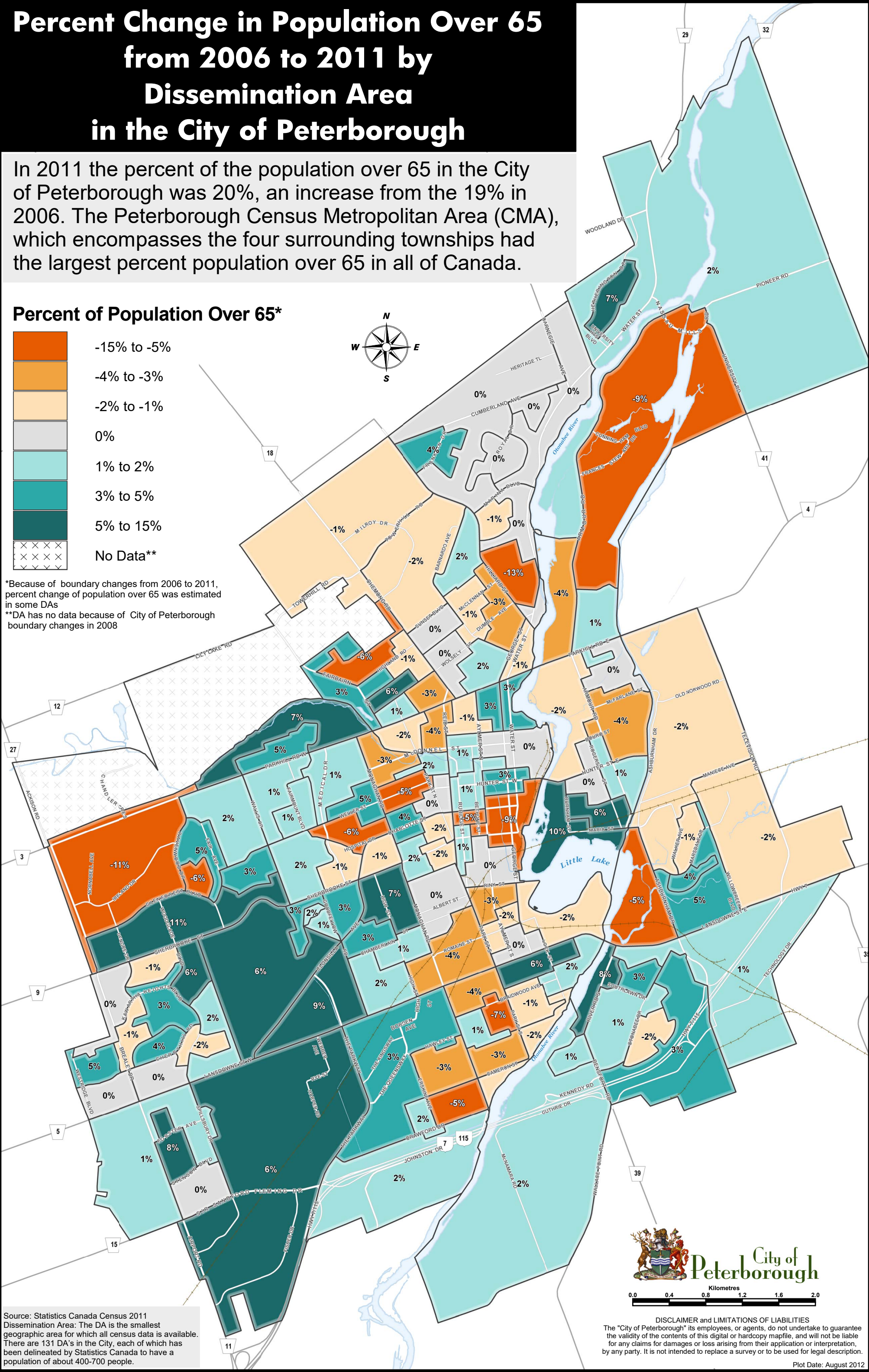
Percent Change in Population Over 65 from 2006 to 2011 by Dissemination Area in the City of Peterborough

In 2011 the percent of the population over 65 in the City of Peterborough was 20%, an increase from the 19% in 2006. The Peterborough Census Metropolitan Area (CMA), which encompasses the four surrounding townships had the largest percent population over 65 in all of Canada.


Percent of Population Over 65*



*Because of boundary changes from 2006 to 2011, percent change of population over 65 was estimated in some DAs
**DA has no data because of City of Peterborough boundary changes in 2008



Source: Statistics Canada Census 2011
Dissemination Area: The DA is the smallest geographic area for which all census data is available. There are 131 DA's in the City, each of which has been delineated by Statistics Canada to have a population of about 400-700 people.



DISCLAIMER and LIMITATIONS OF LIABILITIES
The "City of Peterborough" its employees, or agents, do not undertake to guarantee the validity of the contents of this digital or hardcopy mapfile, and will not be liable for any claims for damages or loss arising from their application or interpretation, by any party. It is not intended to replace a survey or to be used for legal description.